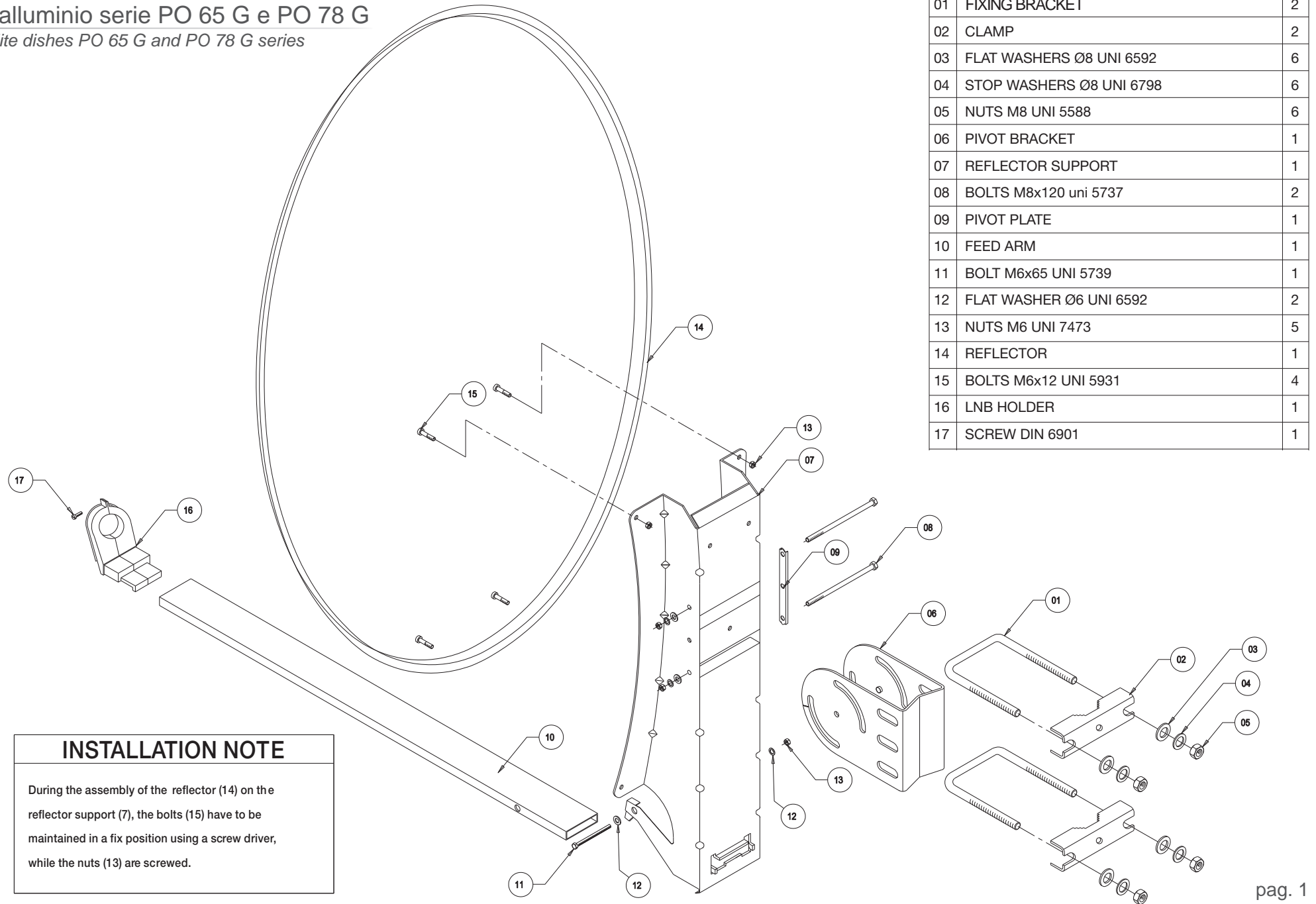


Parabole in alluminio serie PO 65 G e PO 78 G

Aluminium satellite dishes PO 65 G and PO 78 G series



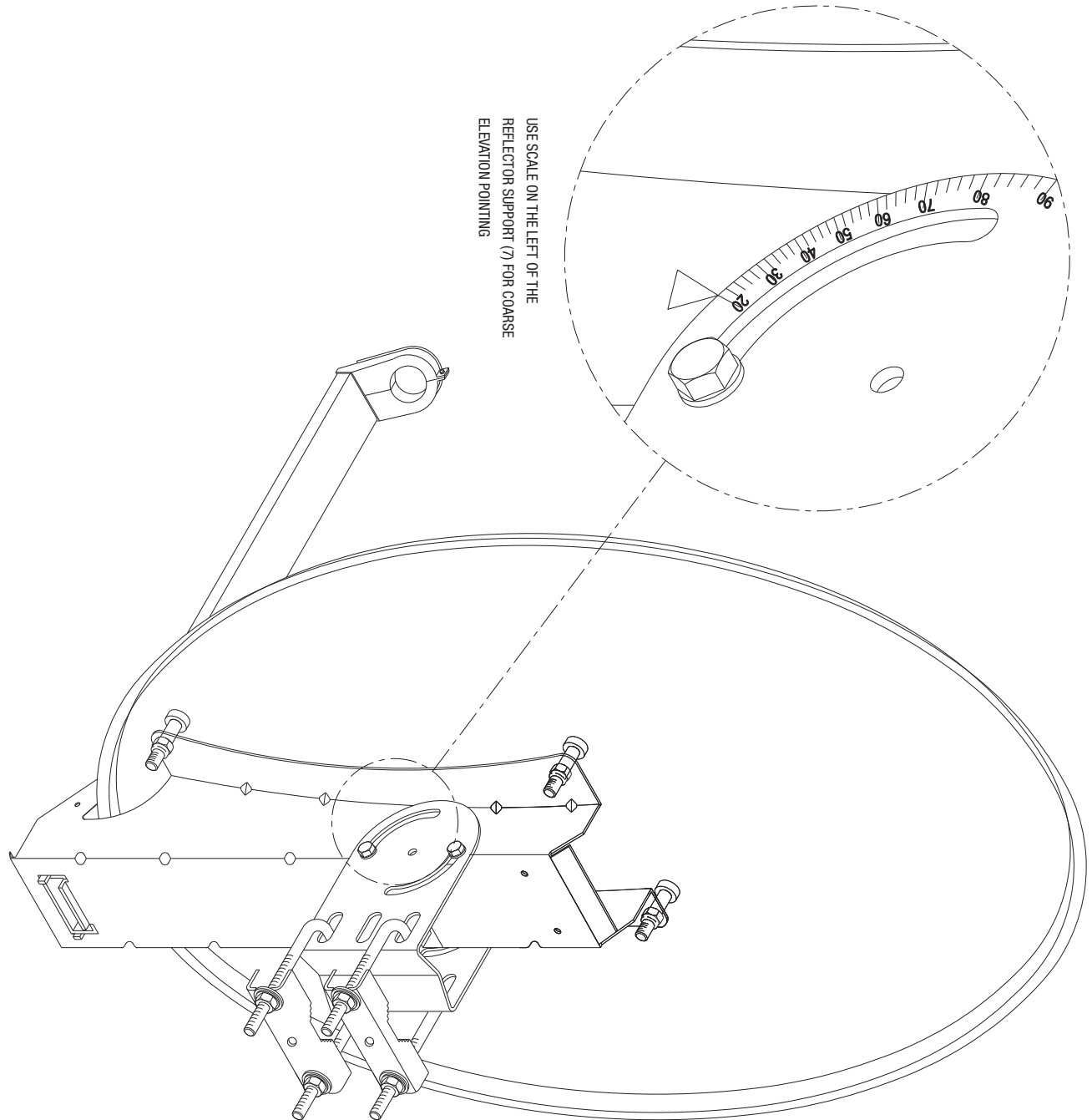
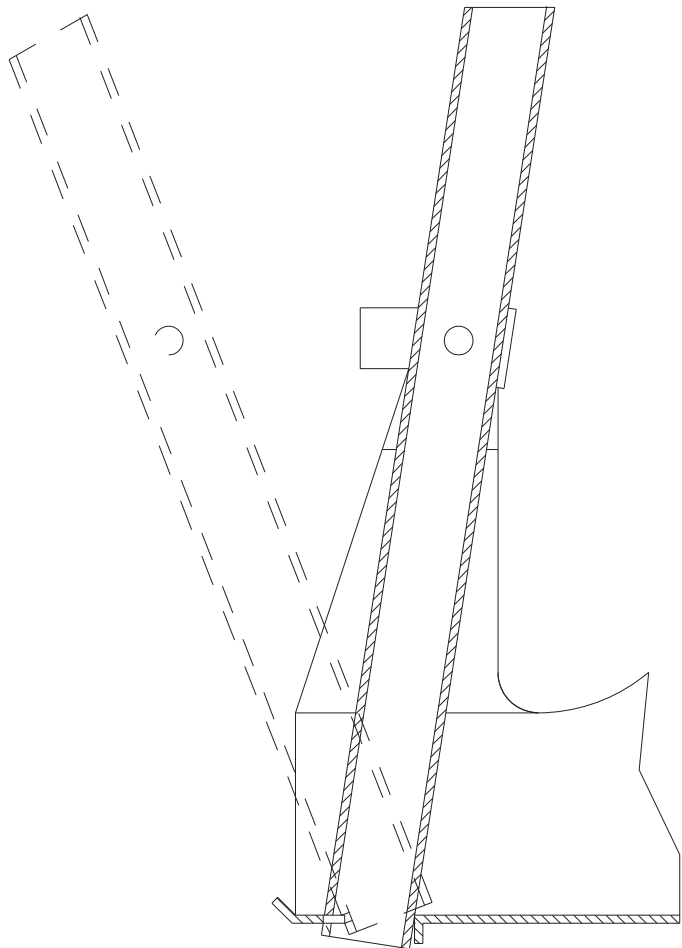
01	FIXING BRACKET	2
02	CLAMP	2
03	FLAT WASHERS Ø8 UNI 6592	6
04	STOP WASHERS Ø8 UNI 6798	6
05	NUTS M8 UNI 5588	6
06	PIVOT BRACKET	1
07	REFLECTOR SUPPORT	1
08	BOLTS M8x120 uni 5737	2
09	PIVOT PLATE	1
10	FEED ARM	1
11	BOLT M6x65 UNI 5739	1
12	FLAT WASHER Ø6 UNI 6592	2
13	NUTS M6 UNI 7473	5
14	REFLECTOR	1
15	BOLTS M6x12 UNI 5931	4
16	LNB HOLDER	1
17	SCREW DIN 6901	1

INSTALLATION NOTE

During the assembly of the reflector (14) on the reflector support (7), the bolts (15) have to be maintained in a fix position using a screw driver, while the nuts (13) are screwed.

Parabole in alluminio serie PO 65 G e PO 78 G

Aluminium satellite dishes PO 65 G and PO 78 G series



USE SCALE ON THE LEFT OF THE
REFLECTOR SUPPORT (?) FOR COARSE
ELEVATION POINTING